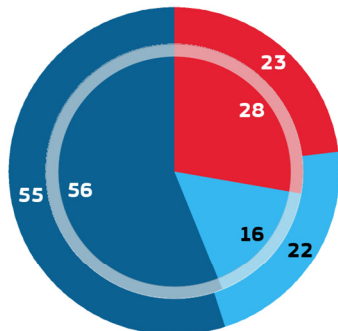


## 1. CONSUMPTION OF TRADITIONAL TOBACCO PRODUCTS

**QC1** Regarding smoking cigarettes, cigars, cigarillos or a pipe, which of the following applies to you? (%)



EU27+UK Outer pie CY Inner pie

- You currently smoke
- You used to smoke but you have stopped
- You have never smoked

	EU27+UK		CY	
	EB93.2	EB93.2-EB87.1	EB93.2	EB93.2-EB87.1
<span style="color: red;">●</span> You currently smoke	23	- 3	28	=
<span style="color: blue;">●</span> You used to smoke but you have stopped	22	+ 2	16	- 1
<span style="color: darkblue;">●</span> You have never smoked	55	+ 1	56	+ 1

References: EB93.2 (08-09/2020), EB87.1 (03/2017)  
Base: all respondents

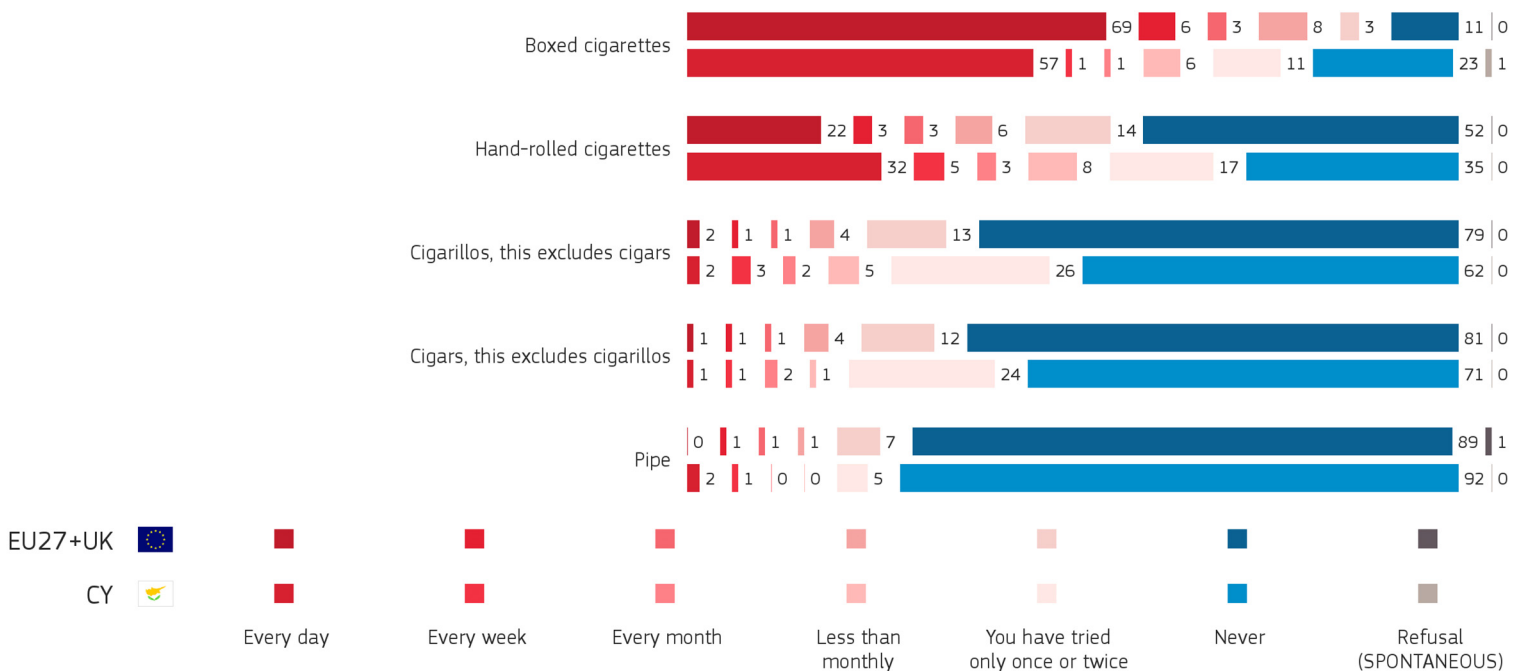
**QC1** Regarding smoking cigarettes, cigars, cigarillos or a pipe, which of the following applies to you? (%)

	EU27+UK	CY
<b>You currently smoke</b>		
TOTAL	23	28
<b>Gender</b>		
Man	26	39
Woman	21	16
<b>Age</b>		
15-24	20	28
25-39	30	35
40-54	27	33
55+	18	17
<b>Difficulties paying bills</b>		
Most of the time	41	42
From time to time	32	29
Almost never/ Never	19	24

Socio-demographic breakdown

Base: all respondents

**QC4a** How often do you use the following tobacco and related products? (%)



Base: current smokers

## 2. EMERGING PRODUCTS IN THE EU

**QC3.1** Thinking about the following products, which of the following applies to you?

### E-cigarettes (%)

Total 'At least tried them'	EU27+UK	CY
TOTAL	14	15
<b>Gender</b>		
Man	17	21
Woman	12	9
<b>Age</b>		
15-24	25	17
25-39	22	24
40-54	14	19
55+	8	2
<b>Smoking status</b>		
Smokers	36	39
Stopped smoking	18	12
Never smoked	4	3
Non-Smokers	8	6

Socio-demographic breakdown

Base: all respondents

**QC3.2** Thinking about the following products, which of the following applies to you?

### Heated tobacco products (%)

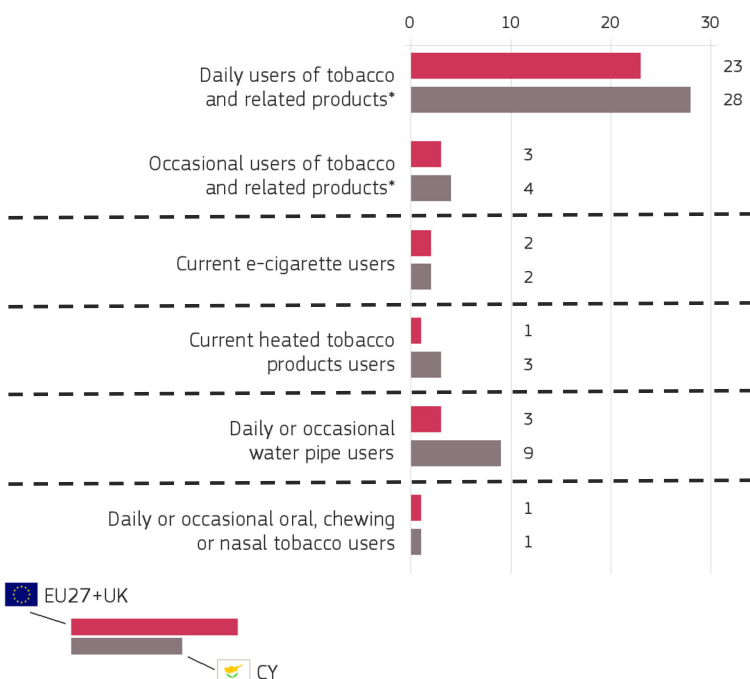
Total 'At least tried them'	EU27+UK	CY
TOTAL	6	8
<b>Gender</b>		
Man	8	12
Woman	5	5
<b>Age</b>		
15-24	11	5
25-39	10	19
40-54	6	7
55+	3	1
<b>Smoking status</b>		
Smokers	16	24
Stopped smoking	7	9
Never smoked	2	0
Non-Smokers	4	1

Socio-demographic breakdown

Base: all respondents

## 3. OVERALL TOBACCO AND E-CIGARETTES USE

### Overall tobacco and e-cigarettes use (%)

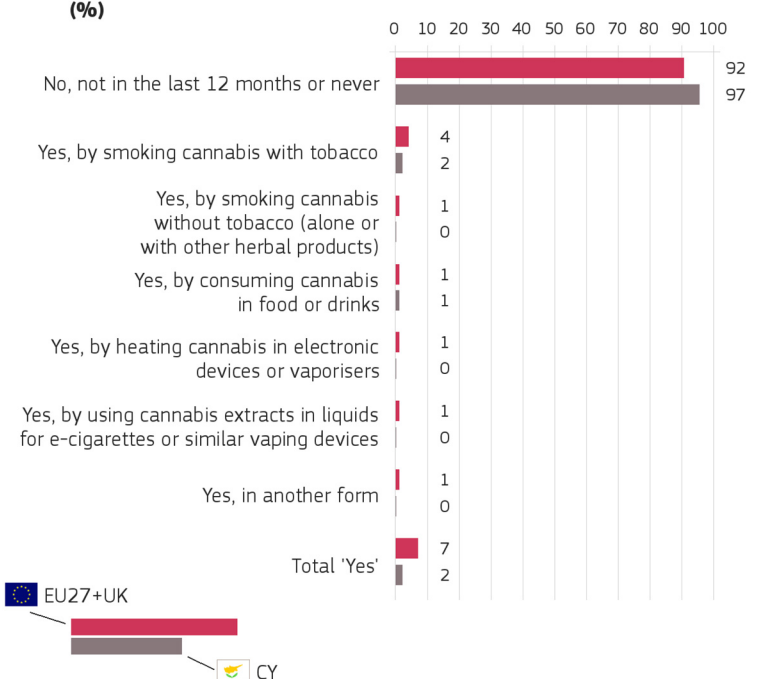


Base: all respondents

\* this includes traditional tobacco products, oral, chewing or nasal tobacco, water pipes, heated tobacco products and e-cigarettes

## 4. USE OF PRODUCTS CONTAINING CANNABIS

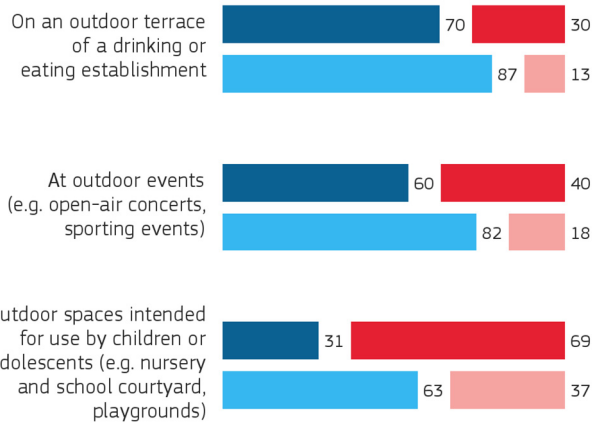
**QC7** Have you used products containing cannabis in the last 12 months? (MULTIPLE ANSWERS POSSIBLE) (%)



Base: all respondents

### 5. EXPOSURE TO SECOND HAND SMOKE

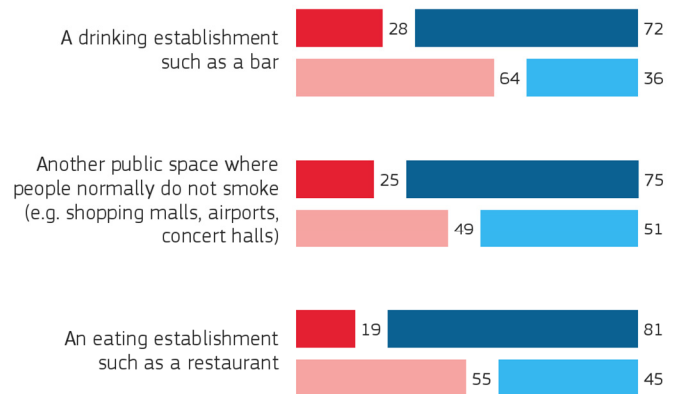
**QC14bT** Still thinking about your most recent experience in the last six months in (OUR COUNTRY), were people smoking tobacco products? (%)



EU27+UK   
CY   
Yes No

Base: respondents who have visited a bar or a restaurant, been to outdoor events or outdoor spaces intended for use by children and adolescents

**QC14cT** The last time you visited the following places in the last six months in (OUR COUNTRY), were people using e-cigarettes or heated tobacco products inside? (%)

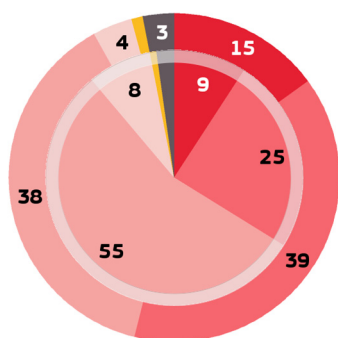


EU27+UK   
CY   
Yes No

Base: respondents who have visited a bar, a restaurant or another public place in the last 6 months

### 6. STARTING AND GIVING UP SMOKING

**QC2a** How old were you when you started smoking on a regular basis, i.e. at least once a week? (%)



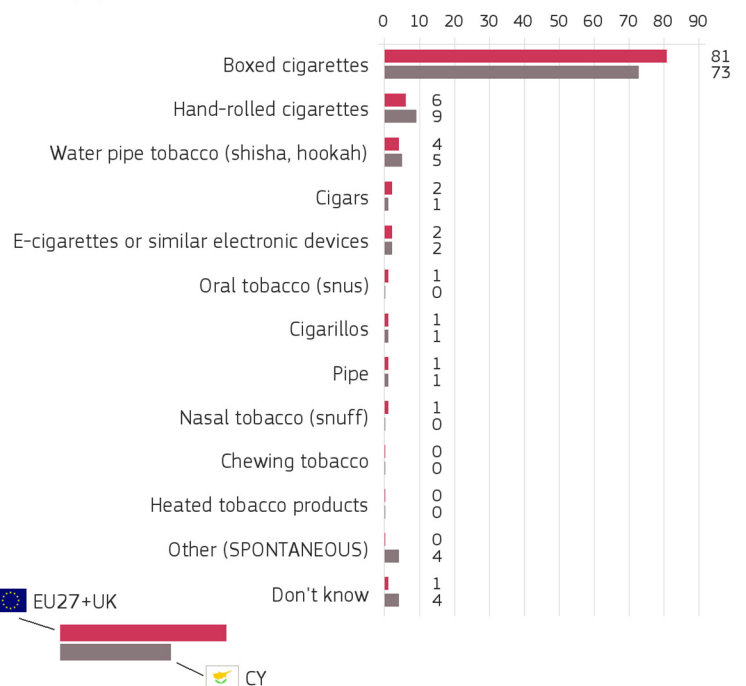
EU27+UK Outer pie CY Inner pie

	EU27+UK		CY	
	EB93.2	EB93.2-EB87.1	EB93.2	EB93.2-EB87.1
Less than 15 years old	15	=	9	- 1
Between 15 and 17 years old	39	+ 2	25	- 1
Between 18 and 25 years old	38	- 3	55	- 2
Older than 25 years old	4	- 1	8	+ 2
Refusal (SPONTANEOUS)	1	+ 1	1	=
Don't know	3	+ 1	2	+ 2

- Less than 15 years old
- Between 15 and 17 years old
- Between 18 and 25 years old
- Older than 25 years old
- Refusal (SPONTANEOUS)
- Don't know

References: EB93.2 (08-09/2020), EB87.1 (03/2017)  
Base: current and ex-smokers

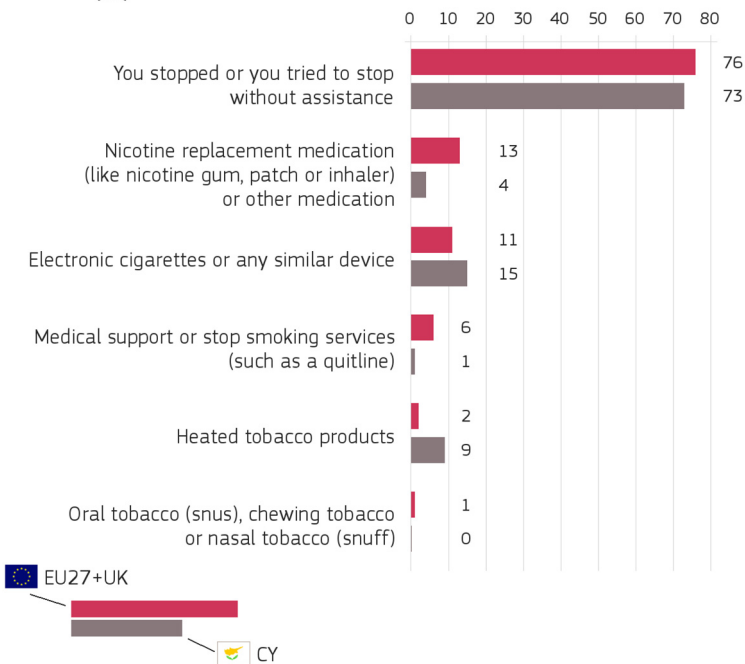
**QC13** Which of the following products did you use or try first? (%)



Base: if traditional tobacco smoker, heated tobacco products user, e-cigarette user or tried water pipe or oral tobacco

### 6. STARTING AND GIVING UP SMOKING

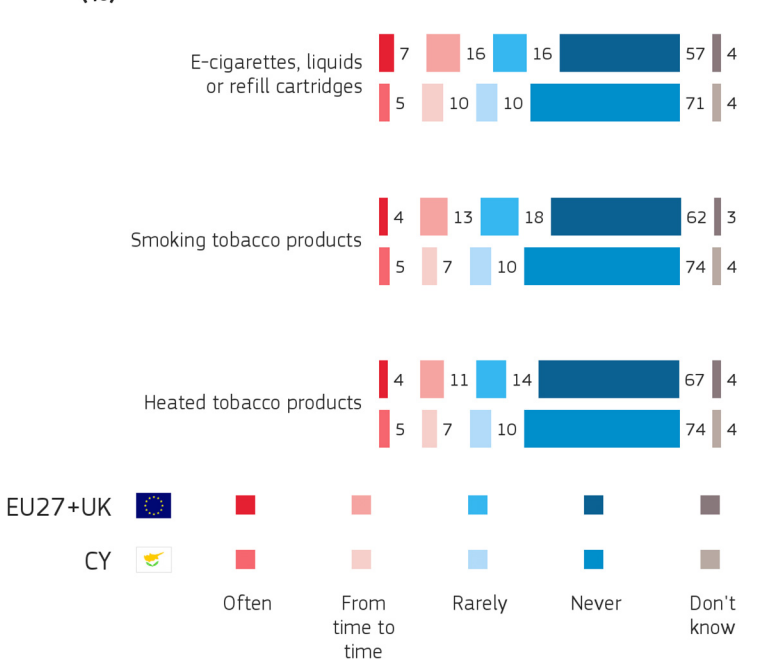
**QC16a** Which of the following did you use in order to stop or to try to stop smoking? (MULTIPLE ANSWERS POSSIBLE) (%)



Base: respondents who tried stopping and ex-smokers

### 7. EXPOSURE TO ADVERTISEMENTS OR PROMOTIONS FOR TOBACCO-RELATED PRODUCTS

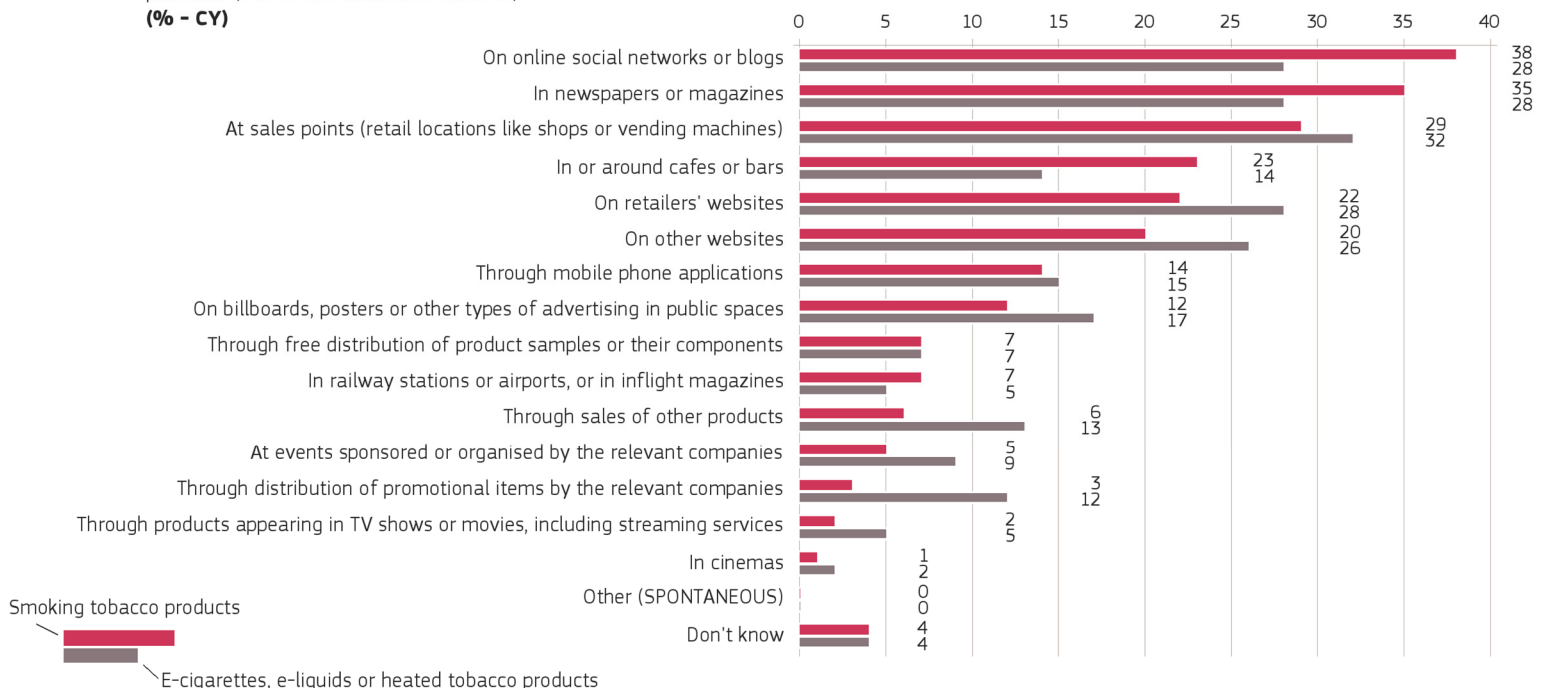
**QC18** In the past 12 months, have you seen advertisements or promotions for the following products in (OUR COUNTRY)? (%)



Base: all respondents

### 7. EXPOSURE TO ADVERTISEMENTS OR PROMOTIONS FOR TOBACCO-RELATED PRODUCTS

**QC19QC20c** Where have you seen, read or heard advertisements or promotions (QC19: of smoking tobacco, QC20c: for electronic cigarettes, e-liquids or heated tobacco) products? (MULTIPLE ANSWERS POSSIBLE) (% - CY)



Base: respondents who have seen tobacco advertisement or promotion in the last 12 months or e-cigarettes and heated tobacco products advertisements or promotion in the last 12 months